



Texas
Water Utilities

2024 Drinking Water Quality Report

(Consumer Confidence Report)



What's inside?

This is an annual, overall summary report of the water quality in your area that explains the source of your water, test results and general information for those with health concerns. The analysis was made using the data from the most recent U.S. Environmental Protection Agency (EPA) required tests and is presented in the attached pages. We hope this information helps you become more knowledgeable about what's in your drinking water. If you have any questions concerning water quality or the source of your water, please call our Regulatory Department at (512) 219-2294.

Our drinking water meets or exceeds all federal (EPA) drinking water requirements.

Special Notice for the ELDERLY, INFANTS, CANCER PATIENTS, people with HIV/AIDS or other immune problems: You may be more vulnerable than the general population to certain microbial contaminants, such as *Cryptosporidium*, in drinking water. Infants, some elderly or immune-compromised persons such as those undergoing chemotherapy for cancer; those who have undergone organ transplants; those who are undergoing treatment with steroids; and people with HIV/AIDS or other immune system disorders can be particularly at risk from infections. You should seek advice about drinking water from your physician or health care provider. Additional guidelines on appropriate means to lessen the risk of infection by *Cryptosporidium* are available from the Safe Drinking Water Hotline (1-800-426-4791).

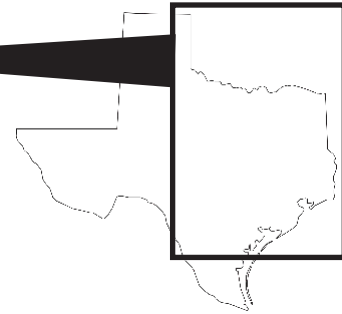
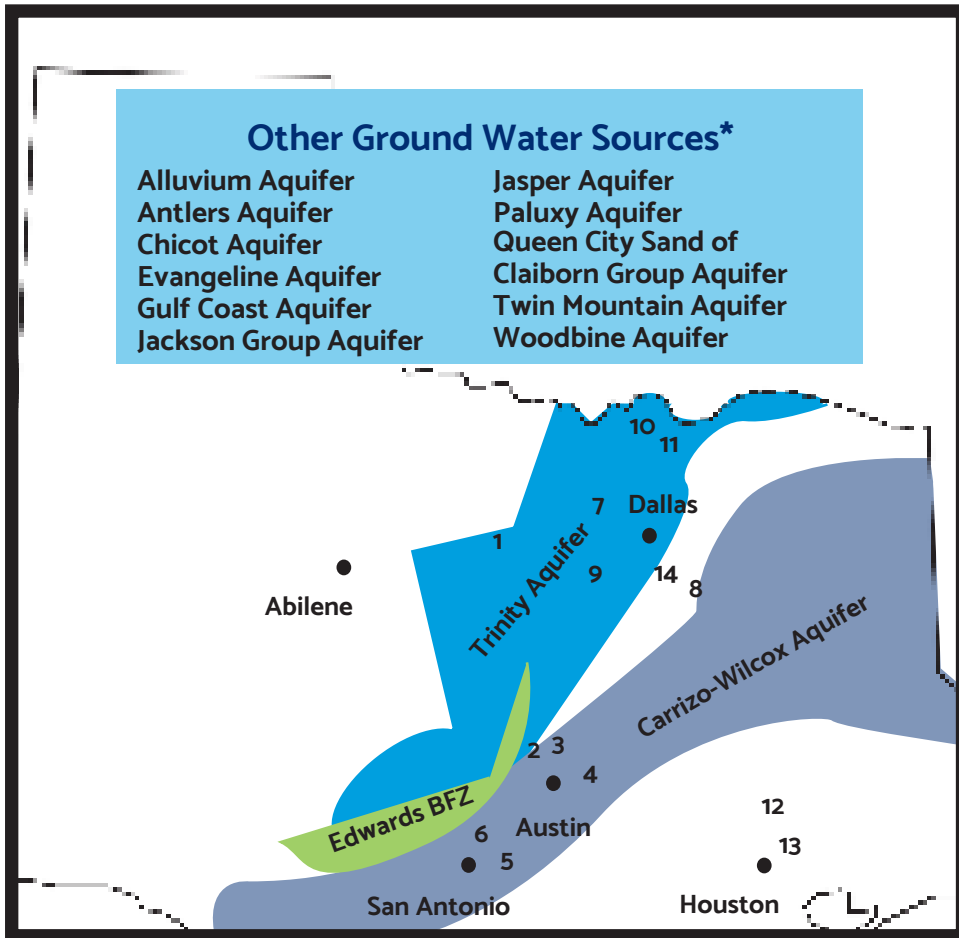
We have been working to identify service line materials throughout the water system and prepared an inventory of all service lines in our water system. To request access to this inventory or request to review the complete lead tap sampling data, email us at: lead.lines@nexuswg.com.

En Espanol: Este informe incluye información importante sobre el agua potable. Si tiene preguntas o comentarios sobre éste informe en espanol, favor de llamar al tel 1-866-654-7992 para hablar con una persona bilingue en espanol.

P.W.S.



ON THE MAP



Lake Sources

- 1 Possum Kingdom Lake
- 2 Lake Travis
- 3 Lake Austin
- 4 Lake Pflugerville
- 5 Lake Dunlap
- 6 Canyon Lake
- 7 Lake Bridgeport
- 8 Lake Palestine
- 9 Lake Granbury
- 10 Lake Texoma
- 11 Lake Randell
- 12 Lake Livingston
- 13 Lake Houston
- 14 Cedar Creek Reservoir


*These aquifers were too small to put on this map,
but check them out online!

Your Water Source

Stay Informed: Customer Resources

Sign up for email and text alerts within your customer portal at
account.mywater.us

To view our Neighborhood Dashboard, visit
TXWaterUtilities.com then click on "Check Local Alerts"



Public Participation Opportunities: The Utility does not hold regularly scheduled meetings. However, if you wish to contact the owners, please call our Customer Care at 866-654-7992.

What is surface water?

The water found in rivers, streams, creeks, lakes, and reservoirs.

What's the water quality before treatment?

Surface water is affected by many factors, which is why it requires much more filtration and sanitization. Pollutants you can find within the untreated, raw water before treatment includes: fertilizers, litter, pesticides and large particles of dirt.

Why are there contaminants?

As water travels over the surface of the land or through the ground, it dissolves naturally-occurring minerals, and in some cases, radioactive material, and can pick up substances resulting from the presence of animals or from human activity. Contaminants that may be present in source water before treatment include: microbes, inorganic contaminants, pesticides, herbicides, radioactive contaminants, and organic chemical contaminants. Therefore, **all drinking water may contain contaminants**. The Texas Commission on Environmental Quality (TCEQ) completed an assessment of our source water and the results indicate that some of our sources are susceptible to certain contaminants. The sampling requirements for our water system are based on this susceptibility and previous sample data. Any detection of these contaminants will be found in this Consumer Confidence Report. For more information on source water assessments and protection efforts at our system, please contact us.

HOW IS SURFACE WATER TREATED?

1

Starts With the Source

Water comes through an intake from your local lake or reservoir.

Coagulation

Mixing solutions are added to the water to cause dirt particles to stick together.

2

3

Flocculation

Water is moved around to cause smaller dirt particles to collide and create larger particles.

Sedimentation

The water then flows through a basin or tank to allow the dirt particles to sink to the bottom in order to be removed easily.

4

5

Filtration

It passes through material that filters out the particles and other substances.

Disinfection

This process removes any naturally-occurring germs in the water.

6

7

Ends at Your Tap

After the water has been fully treated, it goes into a ground storage tank and is ready for you to turn on your tap.

What are the charts about?

The charts on the pages that follow list all of the federally regulated or monitored contaminants which have been found in your drinking water. The U.S. EPA requires water systems to test for up to 97 contaminants.

How to read the charts:

From left to right, you will see the year the water was required to be tested, the contaminant we tested for, the amount detected within the water, the acceptable level developed by the EPA, and the source of the mentioned contaminant. For an even more detailed explanation, below are the definitions of the terms used within the charts.

DEFINITIONS

Maximum Contaminant Level Goal (MCLG)

The level of a contaminant in drinking water below which there is no known or expected health risk. MCLGs allow for a margin of safety before the contaminant reaches a harmful level.

Maximum Contaminant Level (MCL)

The highest allowable level of a contaminant in drinking water. MCLs are set as close to the MCLGs as possible using the best available treatment technology.

Maximum Residual Disinfectant Level Goal (MRDLG)

The level of a drinking water disinfectant below which there is no known or expected risk to health. MRDLGs do not reflect the benefits of the use of disinfectants to control microbial contamination.

Maximum Residual Disinfectant Level (MRDL)

The highest level of disinfectant allowed in drinking water. There is convincing evidence that an addition of a disinfectant is necessary for control of microbial contaminants.

Treatment Technique (TT)

A required process intended to reduce the level of a contaminant in drinking water.

Action Level (AL)

The concentration of a contaminant which, if exceeded, triggers treatment or other requirements which a water system must follow.

Secondary Constituents

Many constituents (such as calcium, sodium or iron) which are often found in drinking water can cause taste, color, and odor problems. The taste and odor constituents are called secondary constituents and are regulated by the State of Texas, not the EPA. These constituents are not causes for health concern. Therefore, secondaries are not required to be reported in this document but they may greatly affect the appearance and taste of your water.

Level 1 Assessment

A Level 1 assessment is a study of the water system to identify potential problems and determine (if possible) why total coliform bacteria were found.

Level 2 Assessment

A Level 2 assessment is a very detailed study of the water system to identify potential problems and determine (if possible) why an *Escherichia coli* (E. coli) maximum contaminant level (MCL) violation has occurred and/or why total coliform bacteria were found on multiple occasions.

Abbreviations

- NTU – Nephelometric Turbidity Units
- MFL – million fibers per liter (a measure of asbestos)
- pCi/L – picocuries per liter (a measure of radioactivity)
- ppm – parts per million, or milligrams per liter (mg/L)
- ppb – parts per billion, or micrograms per liter (µg /L)
- ppt – parts per trillion, or nanograms per liter
- ppq – parts per quadrillion, or picograms per liter
- mrem/year – millirems per year (a measure of radiation absorbed by the body)

Inorganic Contaminants

Year	Contaminant	Our Average Level	Minimum Level	Maximum Level	MCL	MCLG	Typical Source
2023	Barium (ppm)	0.056	0.056	0.056	2	2	Discharge of drilling wastes; discharge from metal refineries; erosion of natural deposits.
2024	Cyanide (ppm)	31.20	31.20	31.20	200	200	Discharge from plastic and fertilizer factories; Discharge from steel/metal factories.
2024	Fluoride (ppm)	0.042	0.042	0.042	4	4	Erosion of natural deposits; water additive which promotes strong teeth; discharge from fertilizer and aluminum factories.
2024	Nitrate (ppm)	0.154	0.154	0.154	10	10	Runoff from fertilizer use; leaching from septic tanks, sewage; erosion of natural deposits.

Radioactive Contaminants

Year	Contaminant	Our Average Level	Minimum Level	Maximum Level	MCL	MCLG	Typical Source
2021	Combined Radium 226 & 228 (pCi/L)	1.500	1.500	1.500	5	0	Erosion of natural deposits.
2021	Beta/photon emitters (pCi/L)	5.900	5.900	5.900	50	0	Decay of natural and man-made deposits.

Synthetic Organic Contaminants

Year	Contaminant	Our Average Level	Minimum Level	Maximum Level	MCL	MCLG	Typical Source
2024	Atrazine (ppb)	0.100	0.100	0.100	3	3	Runoff from herbicide used on row crops.

Maximum Residual Disinfectant Level

Year	Disinfectant	Our Average Level	Minimum Level	Maximum Level	MRDL	MRDLG	Typical Source
2024	Chloramines (ppm)	2.160	0.700	3.800	4.00	4.00	Disinfectant used to control microbes

Unregulated Initial Distribution system Evaluation for Disinfection Byproducts (DBP2 sites)

Year	Contaminant	Our Average Level	Minimum Level	Maximum Level	MCL	Unit of Measure	Typical Source
2024	Total Haloacetic Acids	19.05	1.400	45.10	60	ppb	Byproduct of drinking water disinfection.
2024	Total Trihalomethanes	53.35	35.10	82.30	80	ppb	Byproduct of drinking water disinfection.

Unregulated Contaminants

Bromoform, chloroform, bromodichloromethane, and dibromochloromethane are disinfection byproducts. There is no maximum contaminant level for these chemicals at the entry point to distribution.

Year	Contaminant	Our Average Level	Minimum Level	Maximum Level	Unit of Measure	Typical Source
2024	Chloroform	33.69	15.90	61.80	ppb	Byproduct of drinking water disinfection.
2024	Bromodichloromethane	13.04	8.840	16.80	ppb	Byproduct of drinking water disinfection.
2024	Dibromochloromethane	3.784	3.220	4.390	ppb	Byproduct of drinking water disinfection.

Unregulated Contaminants are those for which the EPA has not established drinking water standards. The purpose of unregulated contaminant monitoring is to assist EPA in determining the occurrence of unregulated contaminants in drinking water and whether future regulations are warranted.

Lead and Copper

Year	Contaminant	90% of Test Levels Were Less Than	# of Tests With Levels Above EPA's Action Levels	Action Level	Unit of Measure	Typical Source
2024	Lead	0.000	0	15	ppb	Corrosion of household plumbing systems; erosion of natural deposits.
2024	Copper	0.000	0	1.3	ppm	Corrosion of household plumbing systems; erosion of natural deposits; leaching from wood preservatives.

If present, elevated levels of lead can cause serious health problems, especially for pregnant women and young children. Lead in drinking water is primarily from materials and components associated with service lines and home plumbing. This water supply is responsible for providing high quality drinking water but cannot control the variety of materials used in plumbing components. When your water has been sitting for several hours, you can minimize the potential for lead exposure by flushing your tap for 30 seconds to 2 minutes before using water for drinking or cooking. If you are concerned about lead in your water, you may wish to have your water tested. Information on lead in drinking water, testing methods, and steps you can take to minimize exposure is available from the Safe Drinking Water Hotline or at <http://www.epa.gov/safewater/lead>.

Turbidity

Turbidity has no health effects. However, turbidity can interfere with disinfection and provide a medium for microbial growth. Turbidity may indicate the presence of disease-causing organisms. These organisms include bacteria, viruses, and parasites that can cause symptoms such as nausea, cramps, diarrhea, and associated headaches.					
Year	Contaminant	Highest Single Measurement	Lowest Monthly % of Samples Meeting Limits	Turbidity Limits	Typical Source
2024	Turbidity (NTU)	0.730	100%	0.3	Soil runoff.

Total Coliform REPORTED MONTHLY TESTS FOUND NO TOTAL COLIFORM BACTERIA

Fecal Coliform REPORTED MONTHLY TESTS FOUND NO FECAL COLIFORM BACTERIA

Secondary and Other Constituents Not Regulated (No associated adverse health effects)

Year	Contaminant	Our Average Level	Minimum Level	Maximum Level	Limit	Typical Source
2023	Aluminum (ppm)	0.049	0.049	0.049	0.2	Abundant naturally occurring element.
2023	Calcium (ppm)	24.80	24.80	24.80	NA	Abundant naturally occurring element.
2024	Chloride (ppm)	17.90	17.90	17.90	300	Abundant naturally occurring element; used in water purification; byproduct of oil field activity.
2023	Copper (ppm)	0.001	0.001	0.001	1	Corrosion of household plumbing systems; erosion of natural deposits; leaching from wood preservatives.
2023	Magnesium (ppm)	4.600	4.600	4.600	NA	Abundant naturally occurring element.
2023	Manganese (ppm)	0.013	0.013	0.013	.05	Abundant naturally occurring element.
2023	Sodium (ppm)	26.40	26.40	26.40	NA	Erosion of natural deposits; byproduct of oil field activity.
2024	Sulfate (ppm)	54.00	54.00	54.00	300	Naturally occurring; common industrial byproduct; byproduct of oil field activity.
2024	Total Alkalinity as CaCO ₃ (ppm)	60.71	4.000	79.00	NA	Naturally occurring soluble mineral salts.
2024	Total Dissolved Solids (ppm)	178.0	178.0	178.0	1000	Total dissolved mineral constituents in water.

2023	Total Hardness as CaCO ₃ (ppm)	80.70	80.70	80.70	NA	Naturally occurring calcium.
2023	Zinc (ppm)	0.014	0.014	0.014	5	Moderately abundant naturally occurring element; used in the metal industry.

Violations

Public Notification Rule

The Public Notification Rule helps to ensure that consumers will always know if there is a problem with their drinking water. These notices immediately alert consumers if there is a serious problem with their drinking water (e.g., a boil water emergency).

Violation Type	Violation Begin	Violation End	Violation Explanation
PUBLIC NOTICE RULE LINKED TO VIOLATION	01/15/2024	08/22/2024	We failed to adequately notify you, our drinking water consumers, about a violation of the drinking water regulations.
PUBLIC NOTICE RULE LINKED TO VIOLATION	06/05/2024	08/22/2024	We failed to adequately notify you, our drinking water consumers, about a violation of the drinking water regulations.

Total Trihalomethanes (TTHM)

Some people who drink water containing trihalomethanes in excess of the MCL over many years may experience problems with their liver, kidneys, or central nervous systems, and may have an increased risk of getting cancer.

Violation Type	Violation Begin	Violation End	Violation Explanation
MCL, LRAA	01/01/2024	03/31/2024	Water samples showed that the amount of this contaminant in our drinking water was above its standard (called a maximum contaminant level and abbreviated MCL) for the period indicated.
MCL, LRAA	04/01/2024	06/30/2024	Water samples showed that the amount of this contaminant in our drinking water was above its standard (called a maximum contaminant level and abbreviated MCL) for the period indicated.